

**Skyline EXALT CURVED BANNER STAND Full Height - 3-wide Backwall Dyesub**  
**REFERENCE LETTER** #30426-528 3 Hardware Stands, 3 Banners, 3 Soft Cases, Connecting Clips, Large Hard Case  
 #30432-528 3 Replacement Curved DyeSub Banners Only  
 #30423-528 1 Bannerstand Hardware and Banner With Soft Case  
 #30424-528 1 Bannerstand Hardware and Banner With Hard Case  
 #30430-528 1 Replacement Curved DyeSub Banner Only  
**Total Including Gaps 116.5" WIDE X 82.75" HIGH**  
**Each Single Banner 38.5" WIDE X 82.75" HIGH Each Gap 0.5" WIDE**  
**1 Pole Height: 42.5" HIGH**


REFERENCE LETTER


**Tag Name:** \_\_\_\_\_  
**Dealer's Name:** \_\_\_\_\_ **Dealer's Number:** \_\_\_\_\_  
**Artist's Name:** \_\_\_\_\_ **Ext:** \_\_\_\_\_ **Rep:** \_\_\_\_\_ **Ext:** \_\_\_\_\_


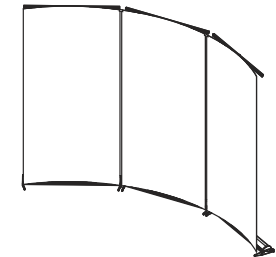
**NOTE:** When these units are placed next to each other, there is a 1/2" gap between the actual fabric panels. You can choose to setup each panel separately, or if you place artwork that spans across the gap, there will be 1/2" of image cut out and missing from the final product.

Art can be designed for dual-purpose heights. If only 1 height pole is used, lower half becomes hidden in the retractor. However, at half height, it cannot be in "curved mode." the brackets that make the banner curved, must be pulled back at both the top and bottom. This is because the stretchable lycra material that allows for the smooth curvature, is only possible on the bottom of the banner.

Background of image should fill entire grid to the crop marks.

 If using at just full height, then avoid putting critical art elements in just the two dark gray areas. The top 2 inch area will be attached to a metal support bar. The bottom 5 inch area will be partially hidden from view as it passes around the curved support bar and into the metal housing.

 If using at 1 pole height, then you must also avoid putting critical art elements in the light gray area. Art elements that you want hidden when partially retracted, must be below the 5 inch area. Art elements that you want to show when retracted, must be above the 5 inch area.



**PRODUCTION SPECIFICATIONS**

**BANNERS WILL BE USED AT THESE HEIGHTS:** 1 POLE HEIGHT   
 FULL HEIGHT   
 CHECK ALL THAT APPLY

**COLOR SPECIFICATIONS**

#	#
---	---

**DEALER & CUSTOMER USE ONLY**

Electronic Purchase Determines Final Production


CUSTOMER SIGNATURE\* \_\_\_\_\_ DATE \_\_\_\_\_  
\*Skyline is not responsible for typographical errors.

**SCALE FACTOR:** ↓ 5.7143% ↑ 1750%